

5. Exploring occupations

Australian blueprint for career development

Career Management Competency											
1	2	3	4	5	6	7	8	9	10	11	12

Learning intention

Students will understand what an industry is and be able to associate particular jobs with a relevant industry.

Success criteria

Students can:

- access their myfuture account and list 3 occupations of interest; one from each of 3 industries that appeal to them
- use career related vocabulary to describe 3 favoured occupations.

Resources

- Blank sheet of paper or Word document on computer
- Computer and access to the [myfuture](https://myfuture.wa.edu.au/) website

Classroom organisation

- Whole class
- Individual computer access

Preparation

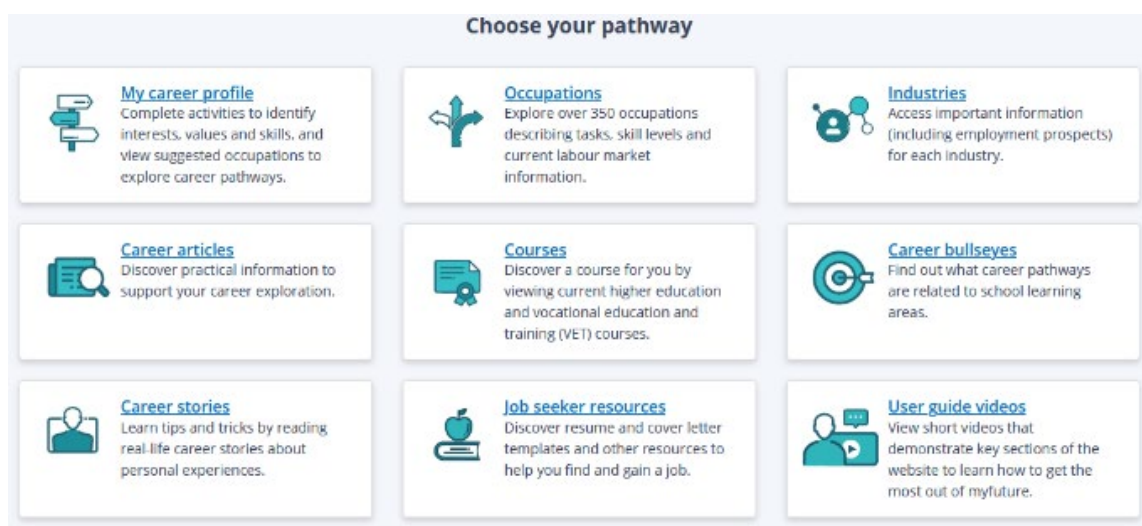
Pre-requisite: Students must have completed the Year 7 career lesson on Interests before this lesson. They will need to have a myfuture account to complete this activity.

Activity 1

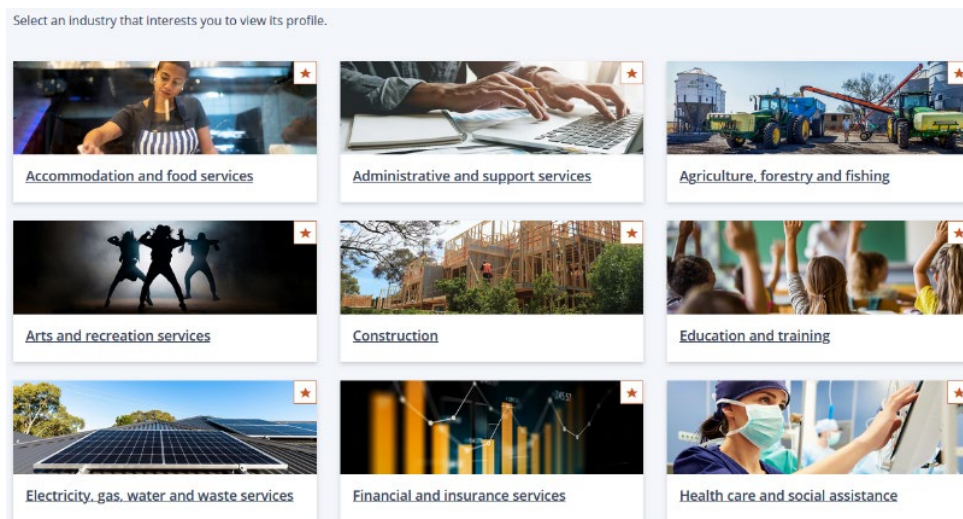
- Class discusses what industries they think their parents or other adults work in.
- Students call out the jobs they know – teacher, plumber, doctor, mechanic, nurse, chef, sales representative, retail assistant, truck driver etc. Ask a few students to record the jobs on sticky notes or pieces of paper.
- Teacher introduces a list of [industries](#) and writes the 19 industries on the board. Teacher provides some additional understanding of each industry.
- Teacher refers to the compiled list of jobs and with student input, moves the jobs into one or more of the industries.
- Students brainstorm some more jobs to add to the lists, especially for those industries with no examples.
- Discuss the number of occupations that might be available within each industry.
- Students identify 3 industries of interest.

Activity 2

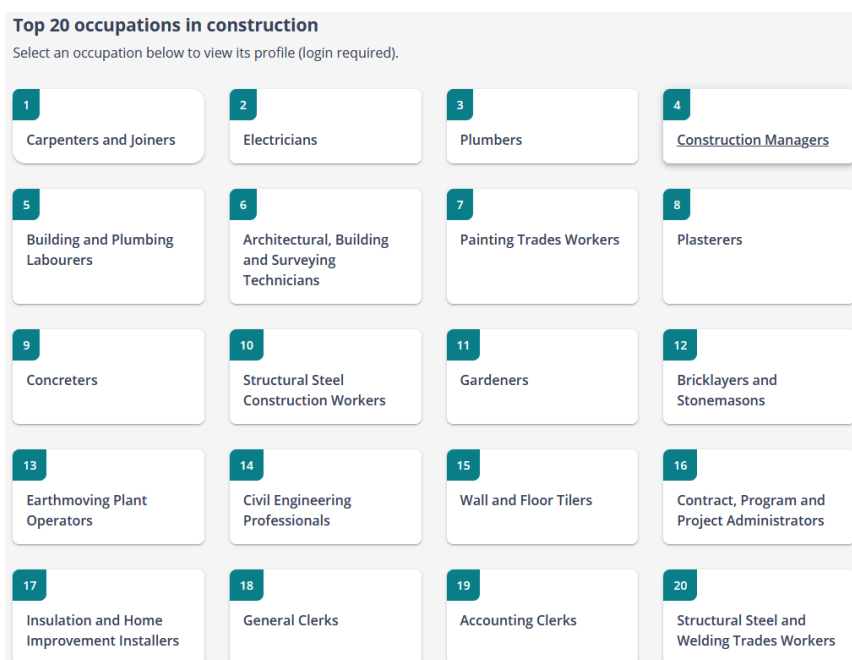
- Students access their myfuture account. The following are exploratory exercises where students are becoming familiar with the language used in the workforce.
- Once logged in, students should click on **Industries**.



- Students read through the various industries and click to open one of the 3 industries they listed in Activity 1 as being of interest to them.



- Students browse the occupations listed within an industry page. Students choose one and click to read more. Students choose up to 3 different occupations within the industry and click to read more about each.



- Students record the 3 occupations they have searched.
- Students repeat the process for the 2 other industries they listed, recording the occupations explored. Students should end up with 9 occupations from their exploration.

Reflection

- Once the exploration has been completed, students consider the list of occupations they have created and rank their top 3 occupations.
- Allow students to revisit their Interest quiz results (this is saved on their My career profile). Compare these results to the occupations they have looked at today. Ask students to note if they can identify any connection between their results and the 3 favoured occupations from today's lesson.