



Department of  
Education



# Module 1 Resources

Resources to be printed and kept  
securely at all times.



# Resources for Module 1

The resources provided in this document are specifically designed to conduct the On-entry assessment. The list of resources for module 1 include task and question numbers.

Follow instructions to print these resources. Once printed, store resources securely for reuse and destroy unwanted resources.

Please note: Due to copyright restrictions, the books are not available to print. These can be ordered using the resource request form.

SPEAKING AND LISTENING			
Task	Resource	Question/s	Quantity
Initial and final sounds	initial sounds picture card	1	1
Print instructions: (Page 2) Print size A4 in colour.			
READING			
Task	Resource/s	Question/s	Quantity
Letter Recognition	Letter recognition choice of two fonts	Q1&2	1
Cupcakes	<i>Cup Cakes</i> reading book (resource kit to be ordered)	Q1—11	1
Clever Max	<i>Clever Max</i> reading book (resource kit to be ordered)	Q1—8	1
Print instructions: (Page 3-6) Print size A4 double sided of your preferred font			
WRITING			
Task	Resource/s	Question/s	Quantity
Clever Max writing	<i>Clever Max</i> reading book (resource kit to be ordered)	C1—9	1
	a blank piece of paper (provided by teacher)		1/student
	writing/drawing equipment (provided by student)		As required
	<i>On-entry Writing Marking Guide</i> (available online)		1
Print instructions: Print marking guide as a booklet or double sided A4 size			
NUMERACY			
Task	Resource/s	Question/s	Quantity
Number and Quantity	dot cards and number cards	Q1-4	1 set (11)
Principles of Counting	coloured plastic teddies and counters preferably same size and colour (provided by teacher)	Q1—6	approx 25
Number partitioning	coloured plastic teddies (provided by teacher)	Q2&3	container
	opaque container (provided by teacher)		1
Pattern, Position and Shape	coloured plastic teddies (provided by teacher)	Q1—3	container
	container with lid (provided by teacher)	Q3	1
	'train' shape card	Q4	1
Measurement	pop stick and string 1cm longer than pop stick	Q1	1
	3D containers (resource kit to be ordered) Each containing a zip lock bag with required measures of rice: cereal box (200g), milk carton (100g) and treasure chest empty.	Q2—4	1 set (3)
	A3 sheet (circle on left-hand side)	Q4	1
Print instructions: Pages 7-14 print double sided, check to make sure the order at the back matches the dot or number in front. Print the Dot sheet on page 15 print A3 single sided in colour. Train card page 16 A4 size one sided in colour.			

# Initial Sounds



# Letter recognition – upper case

S M F T W

L G R H A

N Y X C P

E B K D V

U I O Q J Z

# Letter recognition – lower case

s m f t w

l g r h a

n y x c p

e b k d v

u i o q j z

# Letter recognition – upper case

S M F T W

L G R H A

N Y X C P

E B K D V

U I O Q J Z

# Letter recognition – lower case







s m f t w

l g r h a

n y x c p

e b k d v

u i o q j z





**K**

2 dots

**B**

1 dot

**G**

4 dots

**C**






3 dots

**H**

6 dots

**E**

5 dots



**J**

8 dots

**L**

7 dots

**F**

10 dots

**M**

9 dots

**N**

0 dots

1

2

3

4

5

6

A  
(2)

B  
(1)

C  
(4)

D  
(3)

G  
(6)

E  
(5)

7

8

9

10

0


**H**  
(8)

**F**  
(7)

**I**  
(10)

**J**  
(9)

**k**  
(0)



This edge should be closest to the student – with the circle on **the student's LEFT** hand side.



