

# Module 3

&

# Module 4 Resources

Resources to be printed and kept  
securely at all times.

## Resources for Module 3 and Reading Module 4

The resources provided in this document are specifically designed to conduct the On-entry assessment. The list of resources for module 3 and reading module 4 include task and question numbers. Follow instructions to print these resources. Once printed, store resources securely for reuse and destroy unwanted resources. Please note: Some resources are not available for printing due to copyright restrictions; these can be ordered using the resource request form.

SPEAKING AND LISTENING			
Task	Resource	Question/s	Quantity
story retell	<i>Tap Dancing Star</i> book (resource kit to be ordered)	Q2—5	1
READING			
Task	Resource/s	Question/s	Quantity
Blending sounds	‘p’ words card (page 2)	Q1	1
Blackie’s Holiday	<i>Blackie’s Holiday</i> book (resource kit to be ordered)	Q1—10	1
	<i>Blackie’s Holiday</i> running record sheet (page 3)	Q2&3	1/student
Tap Dancing Star	<i>Tap Dancing Star</i> book (resource kit to be ordered)	Q1—13	1
<b>Print instructions:</b> Page 2 and 3 print A4 single sided			
WRITING			
Task	Resource/s	Question/s	Quantity
Tap Dancing Star writing	<i>Tap Dancing Star</i> reading book	C1—9	1
	writing / drawing equipment (provided by teacher)		1/student
NUMERACY			
Task	Resource/s	Question/s	Quantity
Number	number cards (page 4-6)	Q1&4	1 set (7)
Number problems	coloured plastic teddies (provided by teacher)	Q1&2	approx. 20
	opaque container (provided by teacher)		1
	place value pencil cards (pages 8-10)	Q3	1 set (5)
	‘ladybird’ card (page 13)	Q4	1
	‘Jim is 91...’ card (page 13)	Q5	1
	counters, ruler, pencils, paper (provided by teacher)	Q6&7	assorted
Addition - mental strategies	number cards 1-14 (page 5-6)	Q1&2	1 set (6)
Fractions, Money, and Pattern	fractions card (page 7)	Q1	1
	plastic Australian coins (provided by teacher)	Q2&3	1 set
	‘buttons’ pattern card (page 11)	Q4	1
	‘missing number’ pattern card (page 12)	Q5	1
Measurement, Shape and Location	two lines/map card (A4 double sided) (pages 15-16)	Q1	1
	1 cm & 2 cm blocks- not unfix (provided by teacher)		container
	clock (provided by teacher)	Q2&3	1
	‘July’ calendar card (page 12)	Q5	1
	3D prism (page 16)	Q6	1
	2D shape cards (page 17)		1 set (24)
	A4 map card (page 15)	Q7	1
	READING MODULE 4		
Tiger and the Big wind	Tiger and the big Wind running record sheet Pg 18	Q1 &2	1/student
<b>Print instructions:</b> Page 4-6 A4 single sided and cut numbers out Pages 8-13 print in colour single sided and cut out cards Page 14-15 single sided print in colour Page 16 Print A3 single sided cut out and assemble 3D shape Page 17 Print A3 I colour and cut out 2D shape cards			

# Task 1: 'p' words

---

pocket

---

pepper

---

pedal

---

punnet

---

practical

---

pentagon

---

# Blackie's Holiday Running record sheet

Date	Student's name
------	----------------

Page No.; and No. of words	Text	Errors	Self corrections	Additional comments
----------------------------------	------	--------	---------------------	------------------------

<b>Sample</b> Page 3 (11)	Uncle Jim was going camping..... "Have a good holiday, Uncle Jim!"		I	
------------------------------	---	--	---	--

<b>Recording key</b>	For each <b>correct word</b>	Do not record any mark against the word
	For each <b>error</b>	Mark the word with a line ( / ) and <i>record as an error</i>
	<b>Self corrections</b>	<b>When the self correction is correct:</b> Mark the word with a tick (✓) and <i>record as a self correction</i> (NOT an error)
		<b>When the self correction is incorrect/an error:</b> Mark the word with a cross (x) and <i>record as an error</i>

\*\*\*\*\* Start running record below \*\*\*\*\*

Record using a tally in both the 'Errors' & 'Self Corrections' columns				
Pg 5 (36)	You can have a holiday here with us, Blackie,"			
	said Kate. "Let's play in the garden.			
	I made this mouse for you." But Blackie did			
	not want to play with Kate. He wanted to go home.			
Pg 7 (28)	"Don't be sad, Blackie. You can sleep on my bed.			
	Don't tell Mum." But Blackie did not want to sleep			
	on Kate's bed. He wanted to go home.			
Pg 9 (31)	It wasn't easy to keep Blackie inside, because the			
	family did not have a pet of their own.			
	"Mum!" shouted Kate. "Don't let Blackie out!			
	He keeps trying to go home."			
Pg 11 (13)	Mum caught Blackie just in time, but she dropped			
	all the clean washing.			
Record the tally in each column (108 words)				

Module 3 – Blackie's Holiday Running record

60

78

102

540

960

1000

1364

1



2



3



4



5



6



7



8



9



10



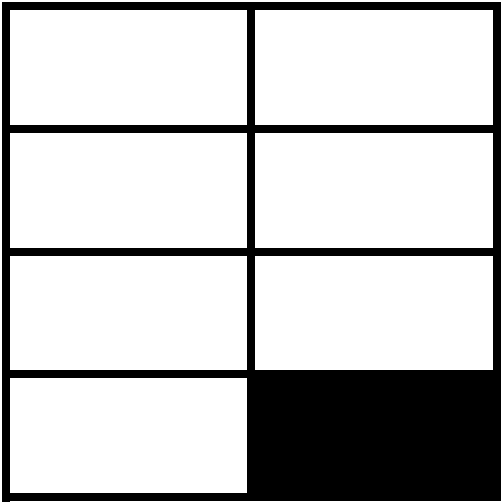
12




14




A




B




C




D



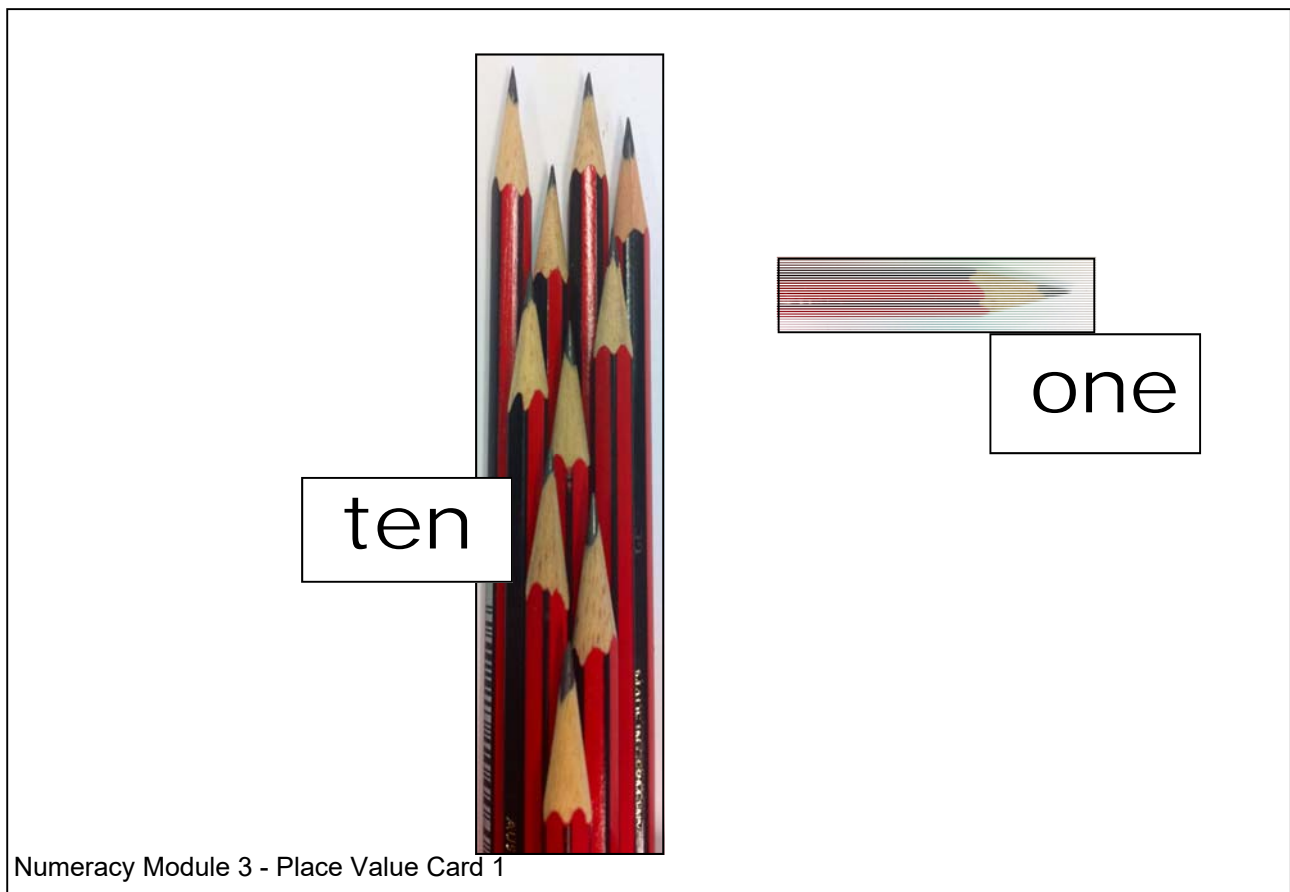
E



F









Which card  
shows  
the total of  
**43?**


Numeracy Module 3 - Place Value Card 2



Numeracy Module 3 - Place Value Card 3




Numeracy Module 3 - Place Value Card 4



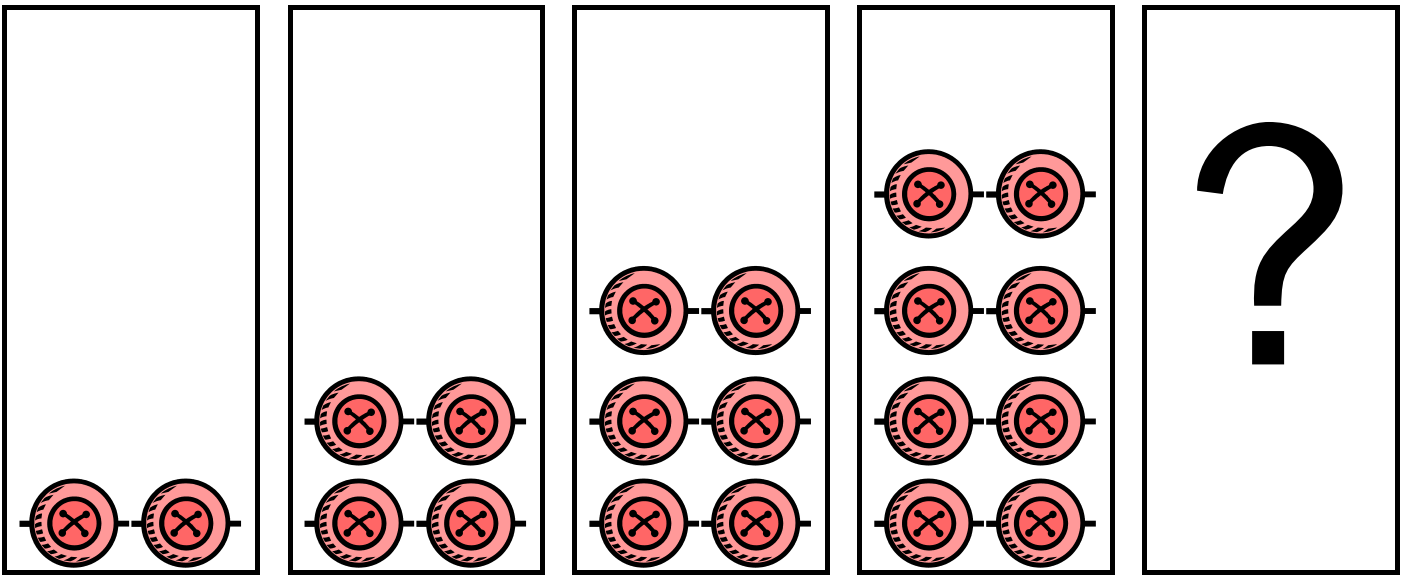
C

Numeracy Module 3 - Place Value Card 5



D

Numeracy Module 3 - Place Value Card 6



How many buttons will be in the next box?

10

12

14

16

# JULY

Sun	Mon	Tue	Wed	Thu	Fri	Sat
30	1	2	3	4	5	6
7	8	9	10	11	12	13
14	15	16	17	18	19	20
21	22	23	24	25	26	27
28	29	30	31	1	2	3

Numeracy Module 3 Task 4 Q5 –Number Pattern Card

Pattern 1 - Practice Pattern


15    20    25    \_\_\_\_\_    35    40    45

Pattern 2

7    11    15    \_\_\_\_\_    23    27    31

Pattern 3

35    32    29    \_\_\_\_\_    23    20    17



Which one of these ladybirds shows **one** way to work out the total number of spots?

$$3 + 3 + 3$$

$$6 + 3$$

$$6 - 3$$

$$6 + 6 + 6$$

Jim is 91 years old. Sam is 8 years old.

What is the difference in their ages?

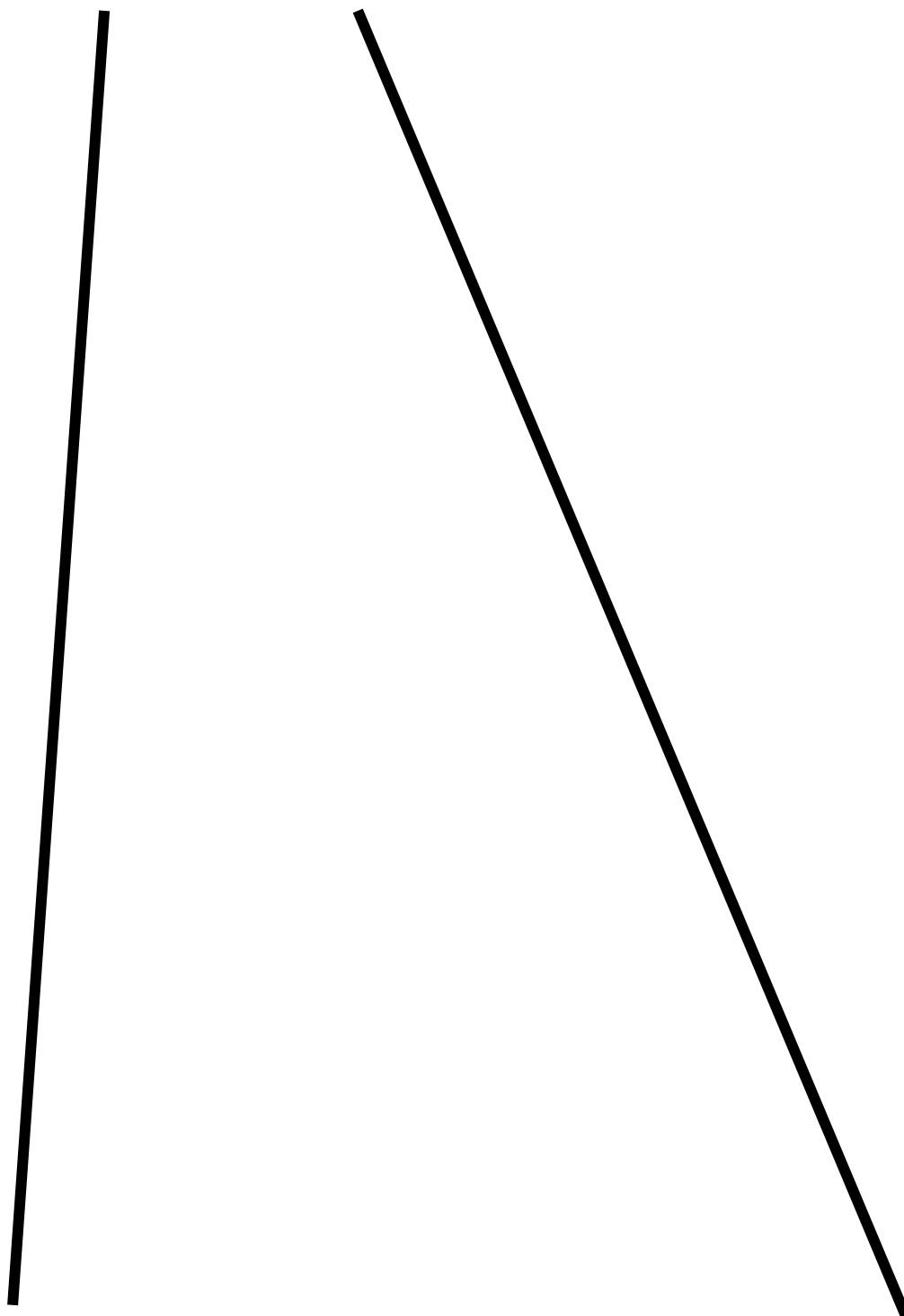
11 years

83 years

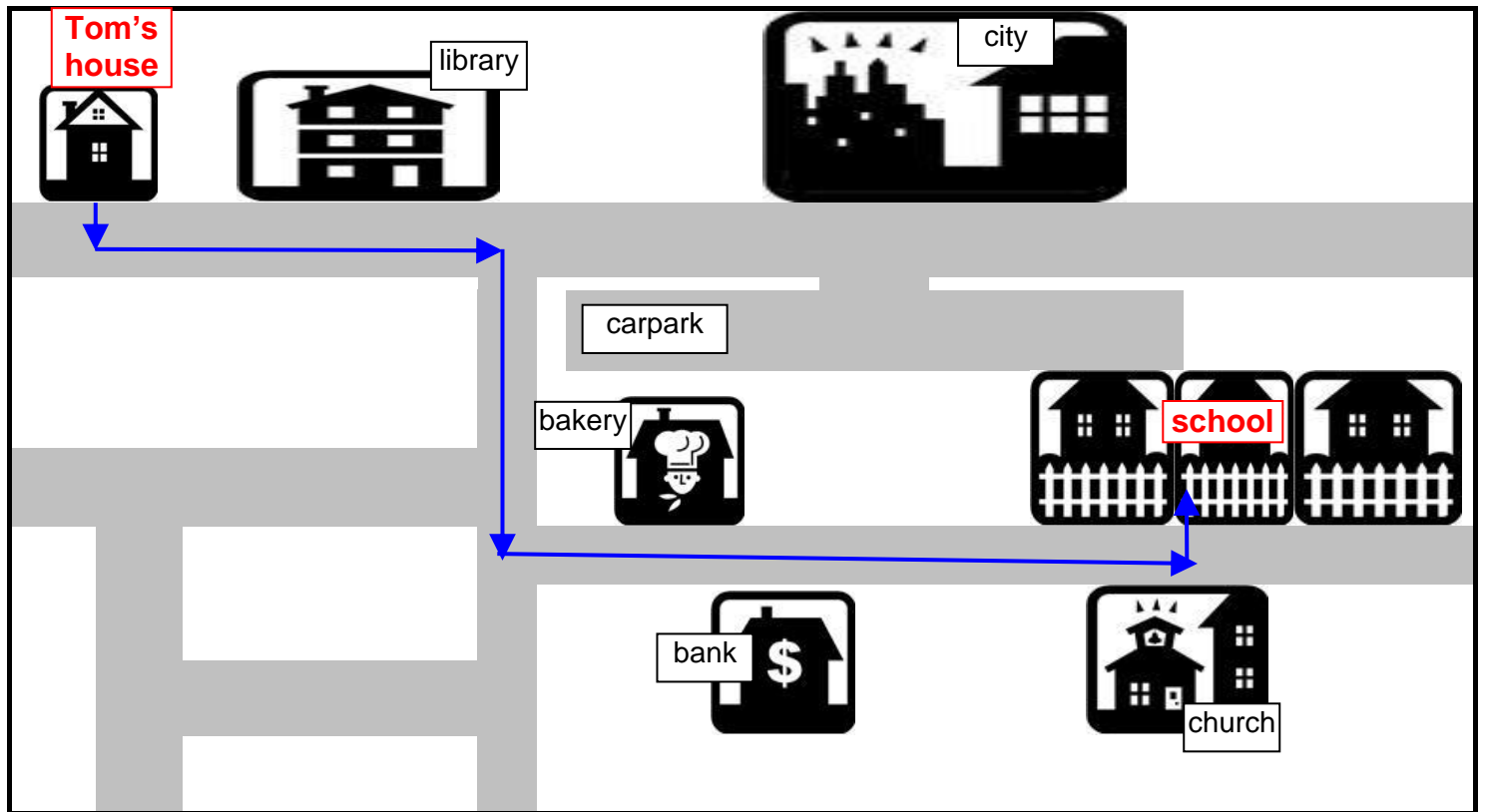
97 years

99 years

*I want you to use the blocks to measure the lines. Which line is longer?*



Tom rode his bike from his **house** to **school**.



What was the **first** building he passed on his **right**?

library

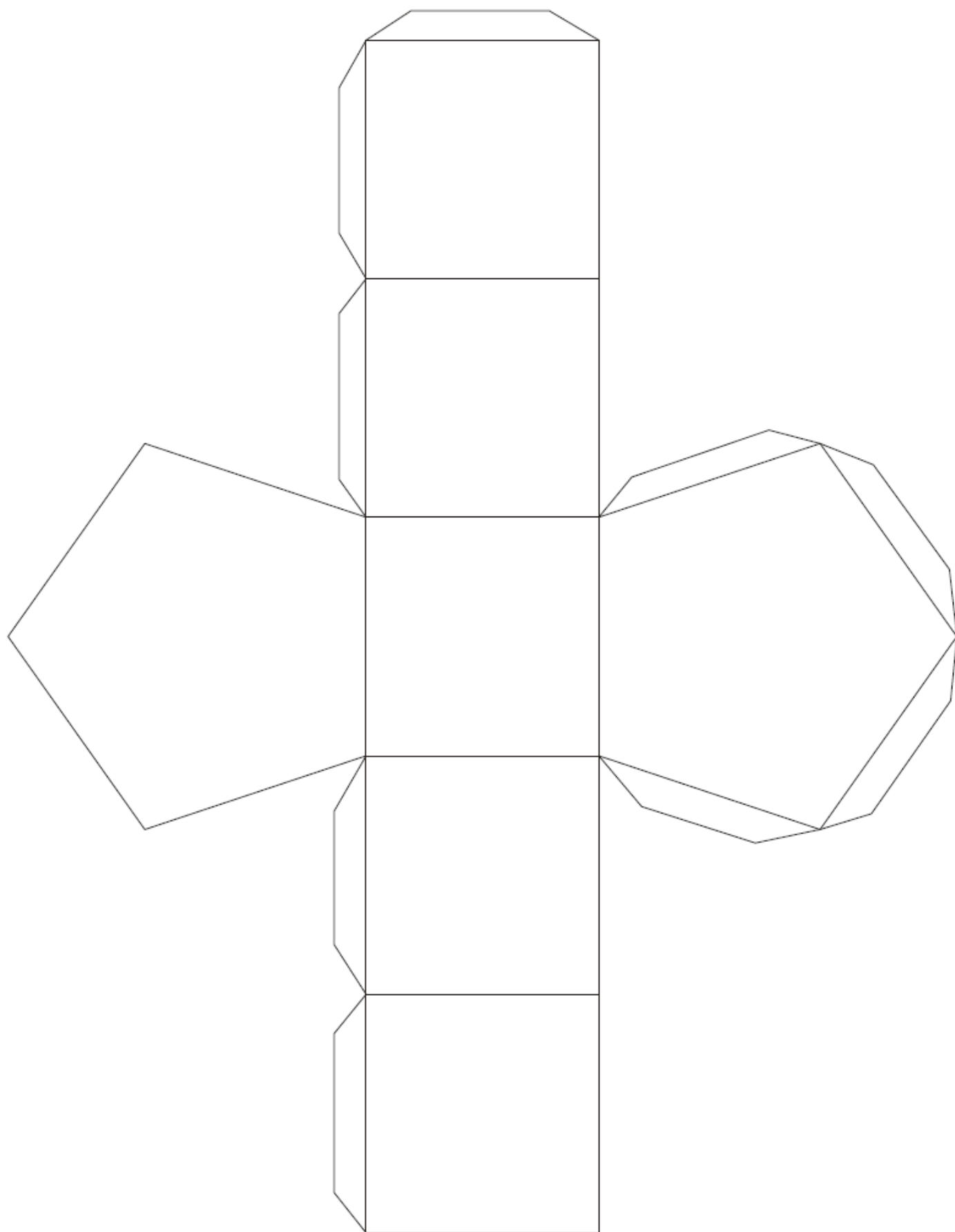
bakery

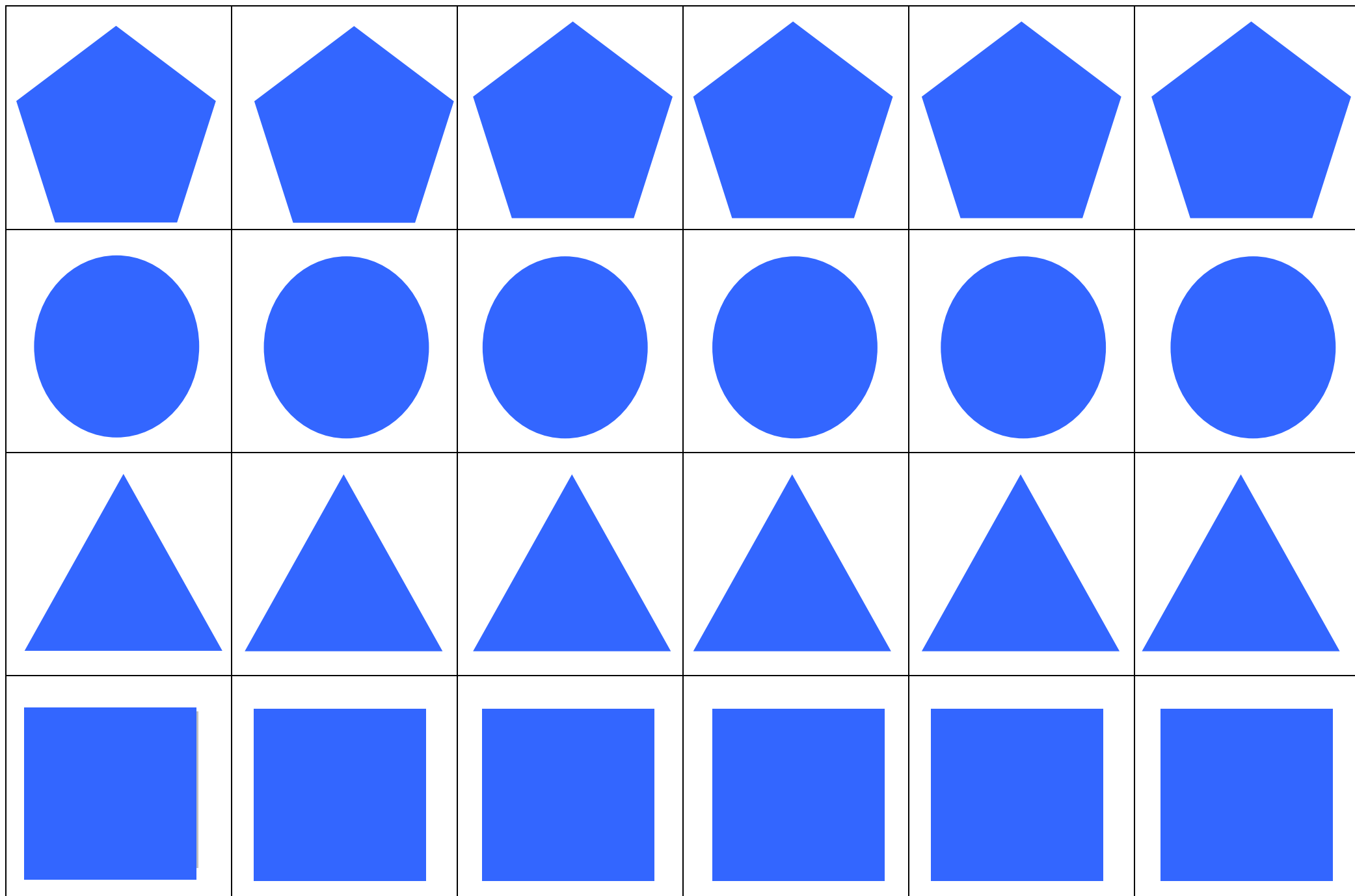
bank

church



# Pentagonal Prism





<i>Tiger and the big wind</i> - Running record sheet			
Date	Student's name:		
Page No and No. of words	Text	Errors	Self-corrections
<b>Sample</b> Page 3 (13)	Long ago, in a land far away ..... But Tiger <del>lived</del> under that tree.		
<b>Recording key</b>	For each <b>correct word</b>	Do not record any mark against the word	
	For each <b>error</b>	Mark the word with a line ( / ) and <i>record as an error</i>	
	<b>Self-corrections</b>	<b>When the self-correction is correct:</b> Mark the word with a tick (✓) and <i>record as a self-correction</i> (NOT an error)	
		<b>When the self-correction is incorrect / an error:</b> Mark the word with a cross (x) and <i>record as an error</i>	

\*\*\*\*\* **Start running record below** \*\*\*\*\*

Record using a tally in both the 'Errors' & 'Self Corrections' columns			
Pg 5 (26)	The animals could not work out		
	how to get the delicious fruit.		
	Rabbit, who was very clever,		
	had a plan. "I can help you.		
	Listen carefully".		
Pg 7 (31)	Next morning, all the animals		
	gathered in the forest. The		
	monkeys and the birds sat		
	quietly in the trees. The other		
	animals stood very still		
Pg 9 (23)	next to some big hollow logs		
	Rabbit ran up the hill, waving a long, thick rope.		
	"Look out! Look out!"		
	"Why did you wake me up, Rabbit?" growled Tiger.		
Pg 11 (31)	"Tiger, you must run! A big		
	wind is coming, and it will		
	blow everyone off the earth!"		
	When the animals heard Rabbit talking to Tiger, they started making a big racket.		
Record the tally in each column for the first 100 words			