

ham



ham

mat



mat

rat



rat

hat



hat

cat



cat

bat



bat

BASE

To assemble, fold along dotted lines,
cut then slide tabs into slits and
stand on desk.



dad




dad

fan



fan

man



man

jam



jam

van



van

can



can

BASE

To assemble, fold along dotted lines,
cut then slide tabs into slits and
stand on desk.



bram



bram

map



map

tap



tap

sad




sad

cap



cap

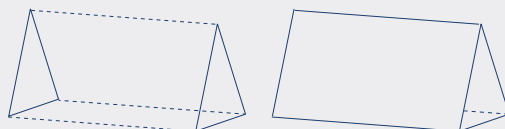
gap




gap

BASE

To assemble, fold along dotted lines,
cut then slide tabs into slits and
stand on desk.



dot



dot

mor



mor

top



top

bag



bag

hop



hop

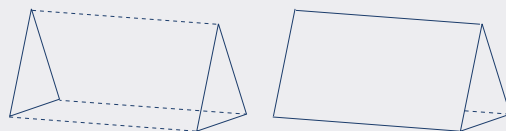
pop



pop

BASE

To assemble, fold along dotted lines,
cut then slide tabs into slits and
stand on desk.



red



red

web



web

log



log

cot



cot

pot



pot

dog




dog

BASE

To assemble, fold along dotted lines,
cut then slide tabs into slits and
stand on desk.



vet




vet

jet



jet

wet




wet

bed



bed

wed



wed

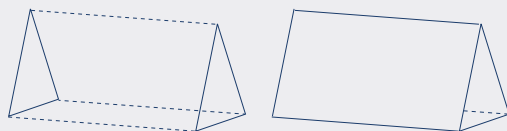
net



net

BASE

To assemble, fold along dotted lines,
cut then slide tabs into slits and
stand on desk.





lud



lud

mud



mud

hen



hen

peg



peg

leg



leg

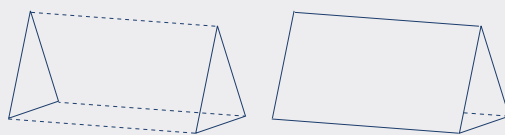
pen



pen

BASE

To assemble, fold along dotted lines, cut then slide tabs into slits and stand on desk.




cut



cut

nut



nut

rug



rug

hug



hug

bug



bug

mug




mug

BASE

To assemble, fold along dotted lines, cut then slide tabs into slits and stand on desk.



sun



sun

sunb



sunb

sunu



sunu

hut



hut

cup



cup


pup



pup

BASE

To assemble, fold along dotted lines,
cut then slide tabs into slits and
stand on desk.



lid



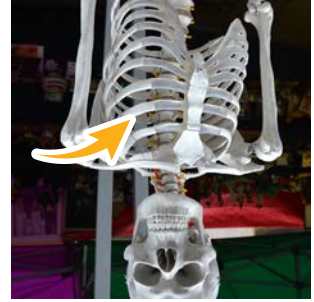
lid

kid



kid

rib



rib

bun




bun

run



run


bib




bib

BASE

To assemble, fold along dotted lines,
cut then slide tabs into slits and
stand on desk.



pin



pin

wig



wig

pig



pig

pip



pip

lip



lip

zip



zip

BASE

To assemble, fold along dotted lines,
cut then slide tabs into slits and
stand on desk.

